

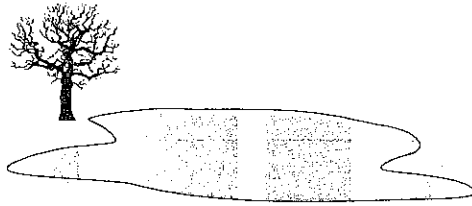
SECTION




Reinforcement

Changes of State

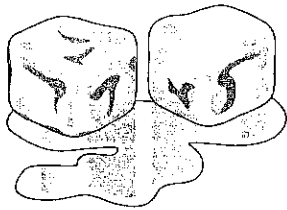
Directions: Write the word that best describes each process illustrated below.



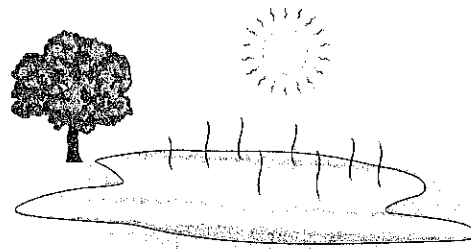
1. _____



2. _____

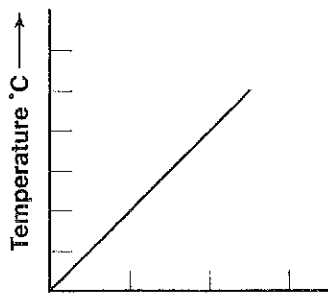


3. _____

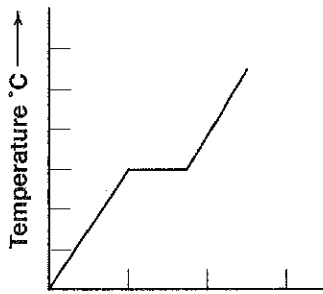


4. _____

Directions: Use the graphs below to answer the questions that follow.



Graph A



Graph B

5. Which graph shows the melting of a crystalline solid? Explain your reasoning.

6. What type of solid does the other graph show? Explain.

Meeting Individual Needs